

STUDY PROTOCOL

Open Access



Walking adaptability therapy after stroke: study protocol for a randomized controlled trial

Celine Timmermans^{1,2*} , Melvyn Roerdink¹, Marielle W. van Ooijen^{1,2}, Carel G. Meskers³, Thomas W. Janssen^{1,2} and Peter J. Beek¹

Abstract

Background: Walking in everyday life requires the ability to adapt walking to the environment. This adaptability is often impaired after stroke, and this might contribute to the increased fall risk after stroke. To improve safe community ambulation, walking adaptability training might be beneficial after stroke. This study is designed to compare the effects of two interventions for improving walking speed and walking adaptability: treadmill-based C-Mill therapy (therapy with augmented reality) and the overground FALLS program (a conventional therapy program). We hypothesize that C-Mill therapy will result in better outcomes than the FALLS program, owing to its expected greater amount of walking practice.

Methods: This is a single-center parallel group randomized controlled trial with pre-intervention, post-intervention, retention, and follow-up tests. Forty persons after stroke (≥ 3 months) with deficits in walking or balance will be included. Participants will be randomly allocated to either C-Mill therapy or the overground FALLS program for 5 weeks. Both interventions will incorporate practice of walking adaptability and will be matched in terms of frequency, duration, and therapist attention. Walking speed, as determined by the 10 Meter Walking Test, will be the primary outcome measure. Secondary outcome measures will pertain to walking adaptability (10 Meter Walking Test with context or cognitive dual-task and Interactive Walkway assessments). Furthermore, commonly used clinical measures to determine walking ability (Timed Up-and-Go test), walking independence (Functional Ambulation Category), balance (Berg Balance Scale), and balance confidence (Activities-specific Balance Confidence scale) will be used, as well as a complementary set of walking-related assessments. The amount of walking practice (the number of steps taken per session) will be registered using the treadmill's inbuilt step counter (C-Mill therapy) and video recordings (FALLS program). This process measure will be compared between the two interventions.

Discussion: This study will assess the effects of treadmill-based C-Mill therapy compared with the overground FALLS program and thereby the relative importance of the amount of walking practice as a key aspect of effective intervention programs directed at improving walking speed and walking adaptability after stroke.

Trial registration: Netherlands Trial Register NTR4030. Registered on 11 June 2013, amendment filed on 17 June 2016.

Keywords: Exercise, Rehabilitation, Stroke, Therapy, Walking adaptability, Walking speed

* Correspondence: c.timmermans@vu.nl; c.timmermans@reade.nl

¹MOVE Research Institute Amsterdam, Department of Human Movement Sciences, Vrije Universiteit Amsterdam, Van der Boerhorststraat 9, Amsterdam 1081 BT, The Netherlands

²Amsterdam Rehabilitation Research Center, Reade, Overtoom 283, Amsterdam 1054 HW, The Netherlands

Full list of author information is available at the end of the article



Background

The ability to adapt walking to environmental circumstances, such as the ability to avoid obstacles and to secure safe foot placement in a cluttered environment, is a prerequisite for safe walking in everyday life circumstances. This gait adaptability or walking adaptability [1, 2] is often reduced after stroke [3, 4], which might contribute to the high fall risk in this population [5]. There is thus a clear need to improve this aspect of walking ability in people with stroke.

One of the most promising exercise therapies that include practice of walking adaptability is task-specific gait training [5]. Task-specific gait training refers to the practice of associating functional tasks with walking. The benefits of task-specific training in stroke rehabilitation have been demonstrated in several studies [6–8]. Besides task-specific training, context-specific training is a well-accepted rehabilitation principle after stroke, suggesting that training should target the goals relevant for the needs of people with stroke attuned to their environmental circumstances [6, 8]. Hence, including walking adaptability exercises in training interventions aimed at improving safe community ambulation seems appropriate and potentially beneficial for people with stroke.

The FALLS program [9] is one such task-specific and context-specific type of overground training intervention, which integrates the practice of complex situations of community walking, such as walking over an obstacle course (Fig. 1a). The FALLS program is based on the Nijmegen Falls Prevention Program, which was designed for community-dwelling older adults with a history of falling, and was shown to reduce the number of falls in this population [10, 11]. Although the effectiveness of the FALLS program needs to be determined in people with stroke, it has been shown to be feasible for this population [9].

C-Mill therapy is another promising example of task-specific and context-specific training with an emphasis on walking adaptability exercises. The C-Mill (Fig. 1b) is

an instrumented treadmill augmented with task-relevant visual context (e.g., obstacles, stepping targets) projected on the treadmill's surface [12]. This context can be administered in a gait-dependent manner, owing to online monitoring of timing and location of foot placements [13]. The projected obstacles and stepping targets make C-Mill therapy well suited for task-specific and context-specific training because step adjustments are required to adapt to the projected context similar to the step adjustments required to adapt to environmental circumstances during community ambulation. A recent proof-of-concept study showed that C-Mill therapy in the chronic stage after stroke is not only well received by this population, but also beneficial [14]. C-Mill therapy resulted in training-related increments in walking speed and improvements in various other walking-related clinical scores. In addition, the ability to make step adjustments improved (i.e., higher obstacle-avoidance success rates) after 5–6 weeks of C-Mill therapy, and these adjustments required less attention (i.e., reduced dual-task interference), suggesting that the step adjustments evolved in a more automatized manner after a period of C-Mill therapy [15].

Besides task-specific and context-specific training, other key ingredients for effective rehabilitation include variability in practice, feedback of performance, and amount of movement practice [6–8, 16, 17]. Both interventions comprise variability in practice, given their wide variety of tasks and exercises. Moreover, both interventions allow for performance feedback, either by group discussions and direct feedback provided by therapists (FALLS program) or by direct feedback of walking adaptability exercise performance, e.g., visual feedback with regard to obstacle hits (C-Mill therapy). However, treadmill-based C-Mill therapy probably allows for a greater amount of walking practice (defined as the number of steps taken per session), because it incorporates treadmill walking, which has been suggested to elicit more steps per session than overground training [18–




Fig. 1 Snapshots of the two interventions aimed at improving walking speed and walking adaptability: (a) obstacle course of the overground FALLS program; (b) targeted-stepping exercise of treadmill-based C-Mill therapy

22]. In this study, we will empirically test this suggestion, using the amount of walking practice as a process measure.

The study's aim is to compare the effects of two promising interventions for improving walking speed, walking adaptability, and commonly used clinical measures of walking and balance in persons after stroke: treadmill-based C-Mill therapy [14, 15] and the overground FALLS program [9]. We expect that C-Mill therapy will result in better outcomes than the FALLS program because of the expected greater amount of walking practice per session of equal duration.

Methods

Participants

In total, 40 persons who had a stroke will be recruited from the inpatient and outpatient population of rehabilitation center Reade (Amsterdam, The Netherlands) to participate in this study. Inclusion criteria are first-ever stroke ≥ 3 months ago, walking or balance deficits confirmed by a physician, clinical diagnosis of hemiparesis, age ≥ 18 years, general walking ability as indicated by a Functional Ambulation Category score ≥ 3 [23], and the ability to understand and execute simple instructions. Exclusion criteria are orthopedic and other neurological disorders that affect walking (e.g., Parkinson's disease), other treatments that could influence the effects of the interventions (e.g., recent Botulin toxin treatment of the lower extremity), contra-indication to physical activity (e.g., heart failure, severe osteoporosis), moderate or severe cognitive impairments as indicated by a Mini-Mental State Examination [24] score below 21, or severe uncorrected visual deficits. Persons with stroke who are eligible for participation will be informed about the study by their rehabilitation specialist, both orally and in writing. All participants will provide a written informed consent.

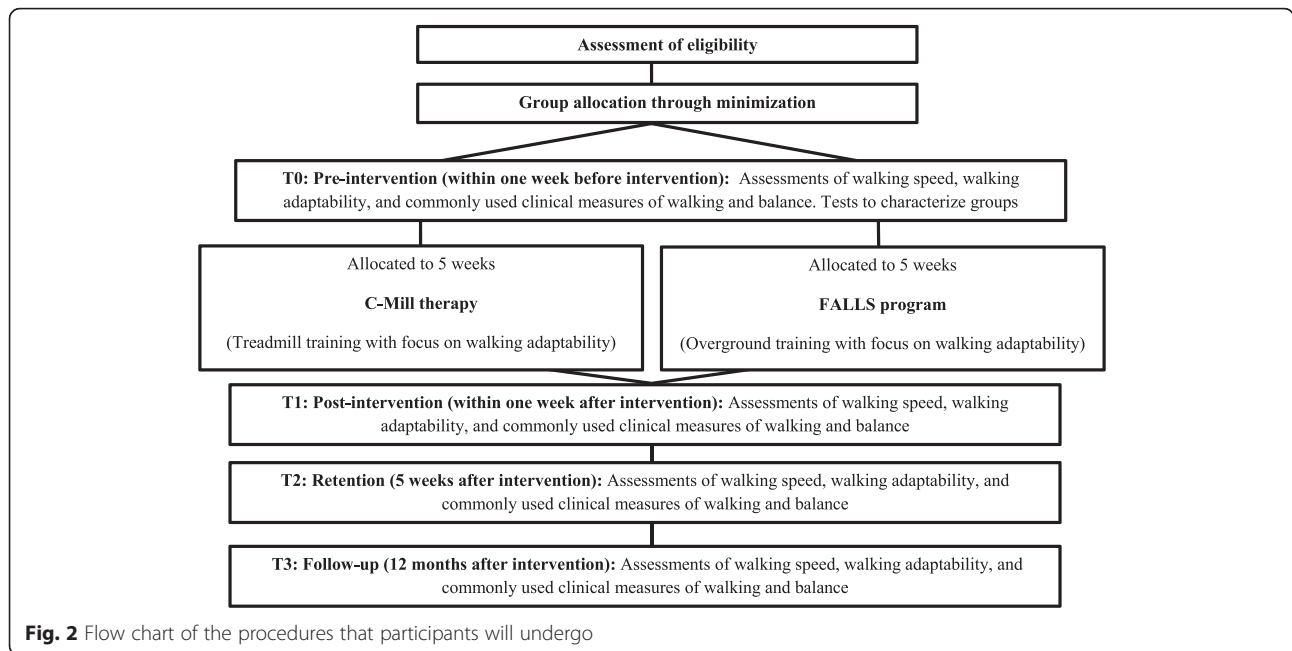
Study design

The proposed study is a single-center, parallel group randomized controlled trial with pre-intervention, post-intervention, retention, and follow-up tests to determine the relative efficacy of the interventions: treadmill-based C-Mill therapy and the overground FALLS program. After giving informed consent, participants will be randomly assigned to one of the two interventions using an automated, custom-made minimization algorithm written in MATLAB. The minimization procedure is based on time after stroke, age and Functional Ambulation Category score to balance groups for these stratification factors. The research assistant will enter the data for randomization in the algorithm and the participant will subsequently be informed about the resulting group allocation before the pre-intervention tests. Subsequently,

the assessor will schedule the participants for the assigned 5 week intervention program. Pre-intervention tests (T0) to characterize groups and obtain baseline values of primary and secondary outcome measures will be performed one week prior to the intervention program. Within one week after completing the intervention, post-intervention tests (T1) will be performed. The same tests will be conducted 5 weeks (retention tests, T2) and 12 months (follow-up tests, T3) after completing the intervention. All assessments will be performed at the rehabilitation center. Because of the nature of the intervention studied, therapists and participants cannot be blinded to group allocation. The assessor will also not be blinded to group allocation, because of pragmatic constraints related to the planning of assessments and therapy sessions. Figure 2 shows a flow chart of the procedures that participants will undergo at T0, T1, T2 and T3.

Interventions: treadmill-based C-Mill therapy and the overground FALLS program

C-Mill therapy is a structured treadmill training program with a specific emphasis on practicing walking adaptability (as detailed in Table 1 and Additional file 1), using gait-dependent augmented-reality content projected on the instrumented treadmill surface to elicit step adjustments [1, 13–15, 25–28]. Figure 3 shows various exercises of C-Mill therapy, including exercises to practice avoidance of projected visual obstacles (Fig. 3a), exercises to practice accurate foot placement on a step-to-step basis by walking to a regular or irregular sequence of visual stepping targets (Fig. 3b), exercises to practice acceleration and deceleration by maintaining position within a projected walking area that moves along the treadmill (Fig. 3c), and a functional and interactive walking adaptability game (Fig. 3d). C-Mill therapy is a patient-tailored type of training in that the therapist can adjust the difficulty of the different exercises by manipulating content parameters as the obstacle size and available response time for obstacle negotiation, the variation in the sequence of stepping targets, and the degree of acceleration and deceleration of the moving walking area. As progressive training has previously been shown to have beneficial effects [29–31], therapists are instructed to increase the difficulty of C-Mill exercises as tolerated by the participant, by either changing content parameters or increasing the belt speed, as described in the pre-defined training protocol (Table 1). To assist therapists in progressively scaling the C-Mill therapy sessions, the participant's perceived fear and difficulty levels during the sessions will be assessed at a scale from 0 (no fear or not difficult) to 10 (much fear or very difficult), as well as their rating of perceived exertion using the Borg scale (range 6–20, [32]).



Furthermore, the pre-defined protocol will guide therapists to vary C-Mill exercises, both in terms of content and the order in which the exercises will be performed, inspired by recent insights into motor learning showing superior transfer and retention effects with variability in practice [16]. C-Mill therapy will be performed in groups of two persons with stroke supervised by one therapist. Therapy sessions will last 1.5 hours each, divided in exercise blocks of 3–8 min, during which the participants alternately train and rest (Table 1).

The FALLS program [9] is an overground therapy program aimed at reducing the number of falls in people with stroke by practicing walking adaptability, among other aspects (as detailed in Table 2 and Additional file 2). Figure 4 shows various exercises of this pre-defined FALLS program, including exercises to practice obstacle

avoidance (Fig. 4a), exercises to practice foot placement while walking over uneven terrain (Fig. 4b), tandem walking (Fig. 4c), and slalom walking (Fig. 4d). These exercises must also be performed while cognitive and motor dual-tasks are imposed, as well as under visual constraints. In addition, the program incorporates exercises to simulate walking in a crowded environment and to practice falling techniques (one session per week). The FALLS program was originally performed in groups of six persons with stroke, with two or three therapists per group in therapy sessions lasting 2 hours each [9]. Following design considerations for this study (as detailed in the next section), the FALLS program will be performed in groups of four to six persons with two or three therapists per group, with sessions lasting 1.5 hours, including rest.

Both interventions are matched for therapy duration (90 min), frequency (twice weekly) and therapist

Table 1 Pre-defined protocol for treadmill-based C-Mill therapy

Setting	Groups of two participants for 90 min; participants will alternately train and rest.
Frequency	Twice weekly treadmill training program with specific emphasis on walking adaptability.
Therapy	In the first week, a combination of obstacle avoidance (avoiding visual obstacles projected on the treadmill), practice of accurate foot placement on a step-to-step basis (walking to a regular or irregular sequence of visual stepping targets), and a functional and interactive walking adaptability game (game with the theme 'beach' or 'forest') will be performed. In weeks 2–5, the combination of obstacle avoidance, accurate foot placement on a step-to-step basis and the functional and interactive walking adaptability game will be complemented by walking speed adaptations (acceleration and deceleration evoked by a moving walking area). Participants will start in week 1 at a comfortable walking speed; this speed will be gradually increased during the 5 week period. The weekly increase of the walking speed will be 10 %, provided that the therapy remains safe and is tolerated by the participant. Besides the walking speed, the difficulty of C-Mill exercises will be gradually increased, as tolerated by the participant.
Therapist	C-Mill therapy will be provided by a single therapist, an expert in C-Mill therapy. The therapists involved in the C-Mill therapy were all trained with regard to operating the C-Mill and to the specific guidelines of the intervention before the study started. Most therapists were already experienced C-Mill users before the study started. The therapists regularly meet the research assistant to ensure adherence to the protocol (Additional file 1).




Fig. 3 Exercises of treadmill-based C-Mill therapy: (a) obstacle avoidance; (b) visually guided stepping to a sequence of stepping targets; (c) acceleration and deceleration evoked by a moving walking area; (d) functional and interactive walking adaptability game (adopted from Van Ooijen et al. [20])

attention (mean participant-to-therapist ratio, 2:1). The amount of walking practice per session (defined as the number of steps performed during therapy sessions) will be compared between the two interventions and treated as the process measure. Therefore, the number of steps taken during C-Mill therapy sessions will be registered using the treadmill's inbuilt step counter, while an observer will count the number of steps taken during the FALLS program offline in a random selection of FALLS program sessions using video recordings of the sessions in question.

Finally, after completing the last session of the intervention, participants will be asked to fill in a purpose-designed questionnaire to register perceived discomfort during and after therapy sessions, as well as their experience with the therapy, to compare the feasibility of the interventions from a participant's perspective.

Outcome measures

After group allocation, pre-intervention tests will be performed to assess the baseline values of primary and secondary outcome measures and to collect participant

Table 2 Pre-defined protocol for the overground FALLS program

Setting	Groups of 4–6 participants for 90 min, participants will alternately train and rest.
Frequency	Twice weekly overground training program, which incorporates walking adaptability exercises.
Therapy	<p>The first therapy session of the week will be devoted to an obstacle course that simulates potential challenging situations of daily life. The obstacle course facilitates practicing balance, gait, and coordination, and mimics activities of daily life with high fall risk, such as walking over obstacles, uneven terrain, slalom walking and tandem walking. The obstacle course will also be negotiated while imposing cognitive and motor dual-tasks, as well as under visual constraints.</p> <p>The second therapy session of the week will include walking exercises and practice of fall techniques. The walking exercises simulate walking in a crowded environment. Adjustments in walking speed and direction are required during these exercises and collisions with other people challenge balance. The practice of fall techniques is based on martial arts techniques and will include falling forwards, backwards, and laterally. The level of difficulty will be gradually enhanced by increasing fall height (from sitting on a safety mat to stance height).</p>
Therapist	The therapy sessions will be provided by two or three therapists, depending on the size of the group. At least one of therapists is trained in the background, methods, and techniques of the FALLS program. All therapists involved in the FALLS program are trained and experienced with regard to the program protocol and instructed to follow the specific guidelines of the intervention for the purpose of this trial. The therapists regularly meet the research assistant to ensure adherence to the protocol. (Additional file 2).




Fig. 4 Exercises of the obstacle course of the overground FALLS program: **(a)** obstacle avoidance; **(b)** walking over uneven terrain; **(c)** tandem walking; **(d)** slalom walking

characteristics (sex, age, height, body mass, medication use, co-morbidities, side and location of the lesion, current living situation, daily functioning and the use of assistive devices). The primary outcome measure in this study will be walking speed. Walking speed will be assessed using the 10 Meter Walking Test [33], which has been shown to be a reliable and robust means for measuring walking speed [34].

The secondary outcome measures are inspired by the targeted-stepping and obstacle-avoidance results of Hollands et al. [35] and Van Ooijen et al. [15], underscoring the importance of task-specificity and context-specificity

in walking adaptability assessments. Van Ooijen et al. [15] showed enhanced obstacle-avoidance success rates at lower attentional costs after a period of C-Mill walking adaptability therapy, while Hollands et al. [35] showed that measures of targeted stepping were clinically meaningful components in the recovery of functional mobility after stroke. Therefore, the 10 Meter Walking Test will also be performed in combination with context (10 Meter Walking Test with three obstacles, a tandem walking path and three stepping targets) (Fig. 5), a cognitive dual-task (10 Meter Walking Test while counting backwards in steps of three [36]) and



Fig. 5 Walking adaptability assessment using the 10 Meter Walking Test with context: **(a)** obstacle avoidance; **(b)** targeted stepping and; **(c)** tandem walking

both context and dual-task (10 Meter Walking Test with three obstacles, a tandem walking path, and three stepping targets, and while counting backwards in steps of three). Walking adaptability will also be assessed using the Interactive Walkway (Technology4Science, Vrije Universiteit Amsterdam, The Netherlands), a walkway instrumented with multiple Microsoft Kinect for Windows sensors and a projector to present visual context, such as obstacles and stepping targets in a gait-dependent manner (Fig. 6). The walking adaptability evaluation with the Interactive Walkway includes targeted-stepping assessments, obstacle-avoidance assessments, and obstacle-avoidance assessments while counting backwards in steps of three. The obstacle-avoidance assessment of the Interactive Walkway differs from the 10 Meter Walking Test with context in that the Interactive Walkway obstacles can be suddenly presented in a gait-dependent manner, that is, the obstacle suddenly appears at the location where the participant would place his or her foot without adjusting gait. Hence, a step adjustment is always required to avoid the obstacle successfully. Moreover, this step adjustment needs to be performed under high time-pressure demands, which is especially difficult for persons after stroke [37]. The difference between the stepping targets within the 10 Meter Walking Test with context and the Interactive Walkway targeted-stepping assessment is that the Interactive Walkway targets are presented in regular and irregular sequences of visual stepping targets based on participants' self-selected step length. In this way, it is possible to evaluate foot placement errors on a step-to-step basis for each participant. The 10 Meter Walking Test scores and Interactive Walkway assessment scores will be given in seconds required to complete each test, as well as in the number of errors made during the obstacle crossings, targeted stepping, and tandem walking. The cognitive dual-task, a serial-3 subtraction task, will be analyzed by counting the number of subtractions, as well as the number of mistakes made (dual-task performance [DTP]). Subtraction-task performance while

walking will be normalized to subtraction-task performance while sitting (i.e., single-task control condition). These walking adaptability evaluation tools are expected to be sensitive and specific for finding improvements after walking adaptability interventions.

Secondary outcome measures are drawn from a comprehensive set of common clinical measures to determine walking ability, balance, and other walking-related constructs, including Timed Up-and-Go test [38] and Functional Ambulation Category [23]. The obstacle-avoidance subtask of the modified Emory Functional Ambulation Profile will be performed [39], a conventional clinical test closely related to the construct of walking adaptability. The modified Emory Functional Ambulation Profile is reliable and valid for use in people with stroke [40]. Balance will be assessed using the Berg Balance Scale, which provides a psychometrically sound measure of balance impairment for use in post-stroke assessment [40, 41]. Executive function will be assessed using the valid and reliable Trail Making Test [42]. Balance confidence will be assessed with the Activities-specific Balance Confidence scale, a questionnaire measuring balance confidence in performing specific activities, which has good test-retest reliability and validity [43, 44]. Self-reported limitations in walking will be assessed using the Walking Questionnaire [45], which targets experienced limitations in indoor and outdoor walking relative to pre-stroke walking limitations. Finally, the Nottingham Extended Activities of Daily Living scale [46–48] will be used to assess activities of daily living. Table 3 provides an overview of the tests that will be performed at T0, T1, T2 and T3.

Finally, the number of steps taken per therapy session will be recorded, since we expect that the amount of walking practice per session (defined as the number of steps performed during therapy sessions) will be higher for treadmill-based C-Mill therapy than for the over-ground FALLS program. This expectation will be tested by comparing this process measure between the two intervention groups.




Fig. 6 Walking adaptability assessments using the Interactive Walkway: (a) avoidance of suddenly appearing obstacles and (b) walking to a sequence of stepping targets, both presented on the walking surface in a gait-dependent manner

Table 3 Overview of all tests performed at T0, T1, T2 and T3

Primary outcome measure
10 Meter Walking Test (m/s)
Secondary outcome measures
10 Meter Walking Test with context (m/s, number of errors)
10 Meter Walking Test with a cognitive dual-task (m/s, DTP)
10 Meter Walking Test with context and a cognitive dual-task (m/s, number of errors, DTP)
Interactive Walkway targeted-stepping assessment (m/s, number of errors)
Interactive Walkway obstacle-avoidance assessment (m/s, number of errors)
Interactive Walkway obstacle-avoidance assessment with a cognitive dual-task (m/s, number of errors, DTP)
Timed Up-and-Go test (m/s)
Functional Ambulation Category (3–5)
Obstacle-avoidance subtask of the modified Emory Functional Ambulation Profile (m/s)
Berg Balance Scale (0–56)
Activities-specific Balance Confidence scale (0–100 %)
Trail Making Test (s)
Walking Questionnaire
Nottingham Extended Activities of Daily Living scale (0–66)

Sample size

The primary outcome measure in this study will be walking speed. Previous clinical trials in people with stroke by Yang *et al.* [49] and Jaffe *et al.* [50] showed greater improvements in walking speed after treadmill training in a complex and challenging virtual reality environment than after, respectively, conventional treadmill training and overground obstacle-avoidance training [49, 50]. Unfortunately, effect sizes and required sample sizes for a controlled clinical trial with multiple comparisons cannot be estimated from the results of these studies, but both reported significant between-group differences in walking speed with small sample sizes of 9 to 10 participants in each intervention group. The study of Yang *et al.* [49] allows for a sample size calculation for post-hoc analyses for significant group effects on walking speed with independent *t* tests. Based on those results, we aim for a relative, clinically relevant, improvement in walking speed of 0.50 km/h (Δ) with a common standard deviation (*SD*) of 0.47 km/h, which results in a sample size of 14 participants in each group to achieve 80 % power with a two-tailed α of 0.05, i.e., following

$$N = \frac{2SD^2(Z_\alpha + Z_\beta)^2}{\Delta^2}$$

[51]. Considering a drop out of 10–25 %, we chose to increase our sample to 20 participants in each intervention group to be on the safe side for establishing the relative efficacy of the two interventions in terms of improvements in walking speed.

Data analysis

Descriptive group statistics will be used to characterize the two intervention groups in terms of sex, age, height, body mass, Mini-Mental State Examination, Functional Ambulation Category, medication use, co-morbidities, side and location of the lesion, current living situation, daily functioning and the use of assistive devices, as well as perceived discomforts during and after therapy sessions and participant's experience with the therapy. An independent *t* test will be used to compare the mean number of steps taken per session between the two interventions.

Primary and secondary longitudinal outcome measures that are normally distributed will be analyzed using repeated-measures ANOVA with the between-subject factor group (two levels: C-Mill therapy and the FALLS program) and the within-subject factor time (four levels: pre-intervention [T0], post-intervention [T1], retention [T2], and follow-up [T3] tests). Post-hoc analysis using independent *t* tests between groups per time level will be performed in case of significant interaction effects. For ordinal or non-normal distributed variables, we will use Mann–Whitney *U* tests and Friedman tests to evaluate possible main effects of group and time, respectively. To analyze possible interactions between groups and times, we will apply Kruskal–Wallis tests to change scores (i.e., relative to the previous time level) at T1, T2, and T3. When significant, Mann–Whitney *U* post-hoc tests will be performed to identify between-group differences in change scores per time level. Significant effects are assumed for $P < 0.05$. Data will be analyzed as randomized. Missing data will be imputed using the data from the last available measurement.

Discussion

This randomized controlled trial will evaluate the relative effects of treadmill-based C-Mill therapy and the overground FALLS program on walking speed and walking adaptability in people with stroke. Although both C-Mill therapy and the FALLS program incorporate practice of walking adaptability and thereby aim at improving community ambulation, and first results are encouraging in this regard [9, 14, 15], it is hypothesized that C-Mill therapy will result in better outcomes than the FALLS program, as a result of the expected greater amount of walking practice owing to treadmill training [18, 20–22]. The results of the study of Moore *et al.* [19] indeed showed significant gains in daily stepping and

walking efficacy after treadmill training, compared with conventional physical therapy, which appears to be related to the number of steps taken per session. In this study, we will explicitly test the anticipated greater amount of walking practice with treadmill training by comparing the registered number of steps taken per session between the two intervention groups.

The expected superior outcome of C-Mill therapy relative to the FALLS program may be further mediated by the possibility of tailoring the training to the patient's needs and progress. During C-Mill therapy, the therapist can adjust the difficulty of the different exercises by manipulating content parameters, such as the variation in the sequence of stepping targets, the obstacle size and available response time for obstacle negotiation, and the degree of acceleration and deceleration of the moving walking area. As progressive training has superior effects [29–31], this patient-tailored challenge of C-Mill therapy might be beneficial, compared with the FALLS program. Conversely, the use of real obstacles and context and the practice of falling techniques might favor outcomes of the FALLS program compared with C-Mill therapy for its superior context-specificity.

A methodological strength of this study is that both interventions will be matched for therapy duration, frequency, and therapist attention. This means that if there is a superior effect on walking adaptability and walking speed of one of the interventions, this will be realized by the same investment in time and resources. Furthermore, both interventions implicitly utilize and train the direct visuolocomotor control of walking in an enriched environmental context [52, 53], allowing for a direct and natural visuolocomotor control in which the point of gaze is typically coupled to future foot placement locations. The two interventions in this study are similar with regard to visuolocomotor control of step adjustments relative to environmental context (e.g., real obstacles in the FALLS program, real visual obstacles in C-Mill therapy). The proposed trial of Hollands *et al.* [54] also testifies to the growing interest in the use of visual cues for task-specific gait training, thereby also implicitly training visuolocomotor control [54]. Hollands *et al.* intend to compare usual care without visual cues to overground visual cue training and treadmill visual cue training (using the C-Mill) in persons with stroke to examine the feasibility of task-specific locomotor practice incorporating visual cues. Therefore, our study, in combination with the study of Hollands *et al.* [54], might underpin the importance of visuolocomotor control in gait rehabilitation, as well as the potential surplus value of a treadmill in that regard.

A limitation of this study is that it involves only one center. This might influence the generalizability of the research results to other rehabilitation centers. Another

limitation of this study is the non-blinding of the assessors. To reduce potential influence of this limitation on the outcomes, instructions will be standardized and tasks will be computerized when possible.

In summary, this study will shed light on the effects of treadmill-based C-Mill therapy compared with the overground FALLS program and thereby on the relative importance of the amount of walking practice as an important ingredient of effective interventions of walking speed and walking adaptability after stroke. Hence, the results of this study will be important in optimizing effective intervention programs directed at improving walking speed and walking adaptability after stroke.

Trial status

Recruitment commenced in 2013 and is ongoing. Results of this study are expected in 2017.

Additional files

Additional file 1: C-Mill therapy treatment booklet for therapists. (PDF 166 kb)

Additional file 2: FALLS program treatment booklet for therapists. (PDF 182 kb)

Abbreviation

ANOVA, analysis of variance; DTP, dual-task performance

Acknowledgements

Daphne Geerse is acknowledged for her contribution to the design of the protocol.

Authors' contributions

MWvO, MR, TWJ, and PJB drafted the protocol design. CT is the executive investigator and drafted this paper. MR, MWvO, CM, TWJ, and PJB critically revised the manuscript. All authors read and approved the manuscript and consider themselves accountable for all aspects of the work.

Competing interests

MR and PJB are inventors of rehabilitation treadmills that include visual context for foot placement [12]. Vrije Universiteit Amsterdam granted this invention exclusively to ForceLink (Culemborg, The Netherlands), an industrial partner of Vrije Universiteit Amsterdam. ForceLink is the manufacturer of the C-Mill treadmill and assignee of a patent for rehabilitation treadmills with visual context for foot placement, with MR and PJB listed as inventors. Vrije Universiteit Amsterdam received part of the patent revenues, to spend freely on their research endeavors. Vrije Universiteit Amsterdam used these revenues to finance a research project on the effectiveness of C-Mill therapy. This study is part of that research project. MR and PJB did not receive any reimbursements, fees, funding, or salary from ForceLink, nor did they benefit personally from patent revenues. This study is not funded by a major funding body.

Consent for publication

Written informed consent was obtained from the patients for publication of this manuscript and accompanying images. A copy of the written consent is available for review by the editor-in-chief of this journal.

Ethics approval and consent to participate

This study was approved by the Medical Ethical Reviewing Committee of VU Medical Centre, Amsterdam, The Netherlands (protocol number 2013/53) and the Central Committee on Research Involving Human Subjects (protocol number NL 42461.029.13).

Author details

¹MOVE Research Institute Amsterdam, Department of Human Movement Sciences, Vrije Universiteit Amsterdam, Van der Boerhorststraat 9, Amsterdam 1081 BT, The Netherlands. ²Amsterdam Rehabilitation Research Center, Reade, Overtroom 283, Amsterdam 1054 HW, The Netherlands. ³VU Medical Centre, Department of Rehabilitation Medicine, De Boelelaan 1118, Amsterdam 1081 HZ, The Netherlands.

Received: 15 March 2016 Accepted: 25 July 2016

Published online: 26 August 2016

References

- Houdijk H, van Ooijen MW, Kraal JJ, Wiggerts HO, Polomski W, Janssen TWJ, Roerdink M. Assessing gait adaptability in people with a unilateral amputation on an instrumented treadmill with a projected visual context. *Phys Ther*. 2012;92:1452–60.
- Balasubramanian CK, Clark DJ, Fox EJ. Walking adaptability after stroke and its assessment in clinical settings. *Stroke Res Treat*. 2014. doi:10.1155/2014/591013.
- Said CM, Goldie PA, Patla AE, Sparrow WA, Martin KE. Obstacle crossing in subjects with stroke. *Arch Phys Med Rehabil*. 1999;80:1054–9.
- Smulders K, van Swigchem R, de Swart BJM, Geurts ACH, Weerdesteyn V. Community-dwelling people with chronic stroke need disproportionate attention while walking and negotiating obstacles. *Gait Posture*. 2012;36:127–32.
- Weerdesteyn V, de Niet M, van Duijnhoven HJR, Geurts ACH. Falls in individuals with stroke. *J Rehabil Res Dev*. 2008;45:1195–213.
- Langhorne P, Bernhardt J, Kwakkel G. Stroke rehabilitation. *Lancet*. 2011;377:1693–702.
- Stretton CM, Mudge S, Kayes NM, McPherson KM. Interventions to improve real-world walking after stroke: a systematic review and meta-analysis. *Clin Rehabil*. 2016. doi:10.1177/0269215516640863.
- Hornby TG, Straube DS, Kinnaird CR, Holleran CL, Echaz AJ, Rodriguez KS, Wagner EJ, Narducci EA. Importance of specificity, amount, and intensity of locomotor training to improve ambulatory function in patients poststroke. *Top Stroke Rehabil*. 2011;18:293–307.
- Van Duijnhoven HJR, de Kam D, Hellebrand W, Smulders E, Geurts ACH, Weerdesteyn V. Development and process evaluation of a 5-week exercise program to prevent falls in people after stroke (the FALLS program). *Stroke Res Treat*. 2012. doi:10.1155/2012/407693.
- Weerdesteyn V, Rijken H, Geurts ACH, Smits-Engelsman BCM, Mulder T, Duysens J. A five-week exercise program can reduce falls and improve obstacle avoidance in the elderly. *Gerontology*. 2006;52:131–41.
- Weerdesteyn V, Smulders E, Rijken H, Duysens J. Preserved effectiveness of a falls prevention exercise program after implementation in daily clinical practice. *J Am Geriatr Soc*. 2009;57:2162–4.
- Roerdink M, Beek PJ. Device for displaying target indications for foot movements to persons with a walking disorder. US patent 2009246746-A1 (1 October 2009), European patent 2106779-A1 (7 October 2009), Japanese patent 2009240775-A (22 October 2009), Dutch patent 1035236-C2 (1 October 2009).
- Roerdink M, Coolen BH, Clairbois BHE, Lamoth CJC, Beek PJ. Online gait event detection using a large force platform embedded in a treadmill. *J Biomech*. 2008;41:2628–32.
- Heeren A, van Ooijen MW, Geurts ACH, Day BL, Janssen TWJ, Beek PJ, Roerdink M, Weerdesteyn V. Step by step: a pilot study on the effectiveness of gait adaptability training in the chronic phase after stroke using a treadmill with visual context. *J Rehabil Med*. 2013;45:616–22.
- Van Ooijen MW, Heeren A, Smulders K, Geurts ACH, Janssen TWJ, Beek PJ, Weerdesteyn V, Roerdink M. Improved gait adjustments after gait adaptability training are associated with reduced attentional demands in persons with stroke. *Exp Brain Res*. 2015;233:1007–18.
- Beek PJ, Roerdink M. Evolving insights into motor learning and their implications for neurorehabilitation. In: Selzer M, Clarke S, Cohen L, Kwakkel G, Miller R, editors. *Textbook of neural repair and rehabilitation*. Cambridge: Cambridge University Press; 2014. p. 95–104.
- Lang CE, Macdonald JR, Reisman DS, Boyd L, Jacobson KT, Schindler-Ivens SM, Hornby TG, Ross SA, Scheets PL. Observation of amounts of movement practice provided during stroke rehabilitation. *Arch Phys Med Rehabil*. 2009;90:1692–8.
- Hesse S, Konrad M, Uhlenbrock D. Treadmill walking with partial body weight support versus floor walking in hemiparetic subjects. *Arch Phys Med Rehabil*. 1999;80:421–7.
- Moore JL, Roth EJ, Killian C, Hornby TG. Locomotor training improves daily stepping activity and gait efficiency in individuals poststroke who have reached a 'plateau' in recovery. *Stroke*. 2010;41:129–35.
- Van Ooijen MW, Roerdink M, Trekop M, Visschedijk J, Janssen TWJ, Beek PJ. Functional gait rehabilitation in elderly people following a fall-related hip fracture using a treadmill with visual context: design of a randomized controlled trial. *BMC Geriatr*. 2013;13:34.
- Holleran CL, Straube DD, Kinnaird CR, Leddy AL, Hornby TG. Feasibility and potential efficacy of high-intensity stepping training in variable contexts in subacute and chronic stroke. *Neurorehabil Neural Repair*. 2014;28:643–51.
- Hornby TG, Holleran CL, Hennessy PW, Leddy AL, Connolly M, Camardo J, Woodward J, Mahtani G, Lovell L, Roth EJ. Variable Intensive Early Walking Poststroke (MEWS): a randomized controlled trial. *Neurorehabil Neural Repair*. 2016;30(5):440–50.
- Holden MK, Gill KM, Magliozzi MR, Nathan J, Pihl-Baker L. Clinical gait assessment in the neurologically impaired: reliability and meaningfulness. *Phys Ther*. 1984;64:35–40.
- Folstein MF, Folstein SE, McHugh PR. 'Mini-Mental State': a practical method for grading the cognitive state of patients for the clinician. *J Psychiatry*. 1975;12:189–98.
- Bank PJM, Roerdink M, Peper CE. Comparing the efficacy of metronome beeps and stepping stones to adjust gait: steps to follow! *Exp Brain Res*. 2011;209:159–69.
- Peper CE, Oorhuizen JK, Roerdink M. Attentional demands of cued walking in healthy young and elderly adults. *Gait Posture*. 2012;36:378–82.
- Mazaheri M, Roerdink M, Bood RJ, Duysens J, Beek PJ, Peper CE. Attentional costs of visually guided walking: effects of age, executive function and stepping-task demands. *Gait Posture*. 2014;40:182–6.
- Potocanac Z, Hoogkamer W, Carpes FP, Pijnappels M, Verschueren SMP, Duysens J. Response inhibition during avoidance of virtual obstacles while walking. *Gait Posture*. 2014;39:641–4.
- Pohl M, Mehrholz J, Ritschel C, Rückriem S. Speed-dependent treadmill training in ambulatory hemiparetic stroke patients: a randomized controlled trial. *Stroke*. 2002;33:553–8.
- Sullivan KJ, Knowlton BJ, Dobkin BH. Step training with body weight support: effect of treadmill speed and practice paradigms on poststroke locomotor recovery. *Arch Phys Med Rehabil*. 2002;83:683–91.
- Eng JJ, Tang PF. Gait training strategies to optimize walking ability in people with stroke: a synthesis of the evidence. *Expert Rev Neurother*. 2007;7:1417–36.
- Borg G. Perceived exertion as an indicator of somatic stress. *Scand J Rehabil Med*. 1970;2:92–8.
- Graham JE, Ostir GV, Fisher SR, Ottenbacher KJ. Assessing walking speed in clinical research: a systematic review. *J Eval Clin Pract*. 2008;14:552–62.
- Collen FM, Wade DT, Bradshaw CM. Mobility after stroke: reliability of measures of impairment and disability. *Int Disabil Stud*. 1990;12:6–9.
- Hollands KL, Pelton TA, van der Veen S, Alharbi S, Hollands MA. A novel and simple test of gait adaptability predicts gold standard measures of functional mobility in stroke survivors. *Gait Posture*. 2015;3:170–5.
- Yang L, He C, Pang MY. Reliability and validity of dual-task mobility assessments in people with chronic stroke. *Plos One*. 2016;11(1):e0147833.
- Den Otter AR, Geurts ACH, de Haart M, Mulder T, Duysens J. Step characteristics during obstacle avoidance in hemiplegic stroke. *Exp Brain Res*. 2005;161:180–92.
- Podsiadlo D, Richardson S. The timed 'Up & Go': a test of basic functional mobility for frail elderly persons. *J Am Geriatr Soc*. 1991;39:142–8.
- Baer HR, Wolf SL. Modified Emory Functional Ambulation Profile: an outcome measure for the rehabilitation of poststroke gait dysfunction. *Stroke*. 2001;32:973–9.
- Blum L, Korner-Bitensky N. Usefulness of the Berg Balance Scale in stroke rehabilitation: a systematic review. *Phys Ther*. 2008;88:559–66.
- Pollock CL, Eng JJ, Garland SJ. Clinical measurement of walking balance in people post stroke: a systematic review. *Clin Rehabil*. 2011;25:693–708.
- Reitan RM, Wolfson D. *The Halstead-Reitan neuropsychological test battery: theory and clinical interpretation*. 2nd ed. Tucson, AZ: Neuropsychology Press; 1993.
- Botner EM, Miller WC, Eng JJ. Measurement properties of the Activities-specific Balance Confidence Scale among individuals with stroke. *Disabil Rehabil*. 2005;27:56–163.

44. Ylva N, Anette F. Psychometric properties of the Activities-Specific Balance Confidence Scale in persons 0–14 days and 3 months post stroke. *Disabil Rehabil.* 2012;34:1186–91.
45. Roorda LD, Roebroek ME, van Tilburg T, Molenaar IW, Lankhorst GJ, Bouter LM. Measuring activity limitations in walking: development of a hierarchical scale for patients with lower-extremity disorders who live at home. *Arch Phys Med Rehabil.* 2005;86:2277–83.
46. Nouri FM, Lincoln NB. An extended activities of daily living scale for stroke patients. *Clin Rehabil.* 1987;1:301–5.
47. Hsueh I, Huang SL, Chenoe MH, Jushoe SD, Hsieh CL. Evaluation of stroke patients with the extended activities of daily living scale in Taiwan. *Disabil Rehabil.* 2000;22:495–500.
48. Wu CY, Chuang LL, Lin KC, Lee SD, Hong WH. Responsiveness, minimal detectable change, and minimal clinically important difference of the Nottingham Extended Activities of Daily Living scale in patients with improved performance after stroke rehabilitation. *Arch Phys Med Rehabil.* 2011;92:1281–7.
49. Yang Y, Tsai M, Chuang T, Sung W, Wang R. Virtual reality-based training improves community ambulation in individuals with stroke: a randomized controlled trial. *Gait Posture.* 2008;28:201–6.
50. Jaffe DL, Brown DA, Pierson-Carey CD, Buckley EL, Lew HL. Stepping over obstacles to improve walking in individuals with poststroke hemiplegia. *J Rehabil Res Dev.* 2004;41:283–92.
51. Vincent WJ, Weir JP. *Statistics in kinesiology.* 4th ed. Leeds: Human Kinetics; 2012.
52. Patla AE, Vickers JN. How far ahead do we look when required to step on specific locations in the travel path during locomotion? *Exp Brain Res.* 2003;148:133–8.
53. Hollands MA, Marple-Horvat DE. Coordination of eye and leg movements during visually guided stepping. *J Mot Behav.* 2001;33:205–16.
54. Hollands KL, Pelton T, Wimperis A, Whitham D, Jowett S, Sackley C, Wing A, van Vliet P. Visual cue training to improve walking and turning after stroke: a study protocol for a multi-centre, single blind randomised pilot trial. *Trials.* 2013;14:276.

Submit your next manuscript to BioMed Central and we will help you at every step:

- We accept pre-submission inquiries
- Our selector tool helps you to find the most relevant journal
- We provide round the clock customer support
- Convenient online submission
- Thorough peer review
- Inclusion in PubMed and all major indexing services
- Maximum visibility for your research

Submit your manuscript at
www.biomedcentral.com/submit

